

(1) **EC-TYPE EXAMINATION CERTIFICATE**

(2) Equipment or protective system intended for use in potentially explosive atmospheres – Directive 94/9/EC

(3) EC-Type Examination Certificate Number: **KEMA 02ATEX1257 X**

(4) Equipment or protective system: **Obstruction Light/General Light Fitting Type IQL...**

(5) Manufacturer: **IMT bv.**

(6) Address: **Veersteeg 17, 4212 LR Spijk, The Netherlands**

(7) This equipment or protective system and any acceptable variation thereto is specified in the schedule to this certificate and the documents therein referred to.

(8) KEMA Quality B.V., notified body number 0344 in accordance with Article 9 of the Council Directive 94/9/EC of 23 March 1994, certifies that this equipment or protective system has been found to comply with the Essential Health and Safety Requirements relating to the design and construction of equipment and protective systems intended for use in potentially explosive atmospheres given in Annex II to the Directive.

The examination and test results are recorded in confidential report no. 2070062.


(9) Compliance with the Essential Health and Safety Requirements has been assured by compliance with:

EN 50014 : 1997 EN 50019 : 2000 EN 50028 : 1987 EN 50281-1-1 : 1998

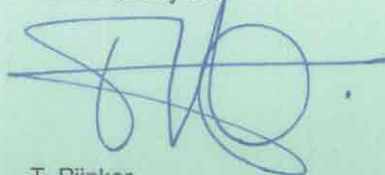
(10) If the sign "X" is placed after the certificate number, it indicates that the equipment or protective system is subject to special conditions for safe use specified in the schedule to this certificate.

(11) This EC-Type Examination Certificate relates only to the design, examination and tests of the specified equipment or protective system in accordance with the Directive 94/9/EC. Further requirements of the Directive apply to the manufacturing process and supply of this equipment or protective system. These are not covered by this certificate.

(12) The marking of the equipment or protective system shall include the following:

 **2 GD EEx me II T4 T 135 °C or**
2 GD EEx me II T3 T 160 °C

Arnhem, 15 March 2004
KEMA Quality B.V.



T. Pijpker
Certification Manager

® This Certificate may only be reproduced in its entirety and without any change

(13)

SCHEDULE

(14)

to EC-Type Examination Certificate KEMA 02ATEX1257 X

(15) **Description**

The Obstruction Light/General Light Fitting Type IQL ... utilises the concept of light generation based on the principle of induction. The light is provided with a red, green, yellow or with a clear glass cover.

Ambient temperature range -40 °C ... +40 °C.
Degrees of ingress protection: IP 66

Marking

The types IQL 85 and IQL 55 are marked with :  II 2 GD EEx me II T4 T 135 °C

The type IQL 165 is marked with :  II 2 GD EEx me II T3 T 160 °C

Electrical data

Supply voltage:..... 184 - 255 Vac, 50 - 60 Hz or
108 - 132 Vdc, Vac 50 – 60 Hz (type IQL 55 and IQL 85)
Power:..... 165 W (type IQL 165)
85 W (type IQL 85)
55 W (type IQL 55)

Installation instruction

For external electrical connection the IQL ... can be provided with a terminal box or with a permanently connected unterminated power supply cable.

For the version provided with a terminal box, the cable entry device shall be certified in type of explosion protection increased safety "e", suitable for the conditions of use and correctly installed.

The IQL ... must be protected by either a cartridge fuse or an automatic fuse release with the same or better switch off curve as mentioned in the installations instructions provided by the manufacturer.

Routine tests

After encapsulation, the IQL ... shall be subjected to the following routine tests as described in clause 7 of EN 50028 : 1987:

Visual check

The encapsulation shall have no visible defects, such as cracks in the sealing material, exposure of the encapsulated parts, flaking, impermissible shrinkage, discoloration, swelling, decomposition or softening.

Checking the electrical data

The electrical data of the encapsulated equipment shall be checked by measurement of voltage, current and power.

Electrical strength test

The electrical strength test shall be carried out between the supply terminals or supply cable and ground terminal with a test voltage of 1500 V, during 1 minute.

(13)

SCHEDULE

(14)

to EC-Type Examination Certificate KEMA 02ATEX1257 X

(16) **Report**

KEMA No. 2070062.

(17) **Special conditions for safe use**

The free end of the permanently connected unterminated power supply cable shall be connected by using a suitable certified junction box. For combustible dust applications, the junction box shall have an IP 6X rating according to EN 60529.

(18) **Essential Health and Safety Requirements**

Covered by the standards listed at (9).

(19) **Test documentation**

1. EC-Type Examination Certificate PTB 01 ATEX 1061 U
PTB 99 ATEX 3132 U
BAS 01 ATEX 2078 X
BAS 01 ATEX 2076 X

Certificate of Conformity KEMA No. Ex-94.C.8470

dated

2. Index sheets IQL55KL01, rev. A 05.11.2002
IQL85KL01, rev. A 05.11.2002
IQLPC01, rev. A 05.11.2002
IQL165DS01, rev. A 05.11.2002

AMENDMENT 2

to EC-Type Examination Certificate KEMA 02ATEX1257 X

Manufacturer: **IMT bv.**

Address: **Veersteeg 17, 4212 LR Spijk, The Netherlands**

Description

The series Obstruction Lights/General Light Fittings Type IQL ... is extended with Flood Lights Type IQL 55 FL, IQL 85 FL and IQL 165 FL.

For electrical connection the Flood Light is provided with a terminal box or a permanently connected unterminated power cable.

Ambient temperature range -40 °C ... +40 °C.

Marking

The marking of the Flood Lights shall include the following:

Type IQL 85 FL and Type IQL 55 FL:  II 2 GD Ex e mb II T4 T 135 °C IP66

Type IQL 165 FL:  II 2 GD Ex e mb II T3 T 160 °C IP66

Electrical data

	Flood Light Type		
	IQL 55 FL	IQL 85 FL	IQL 165 FL
Supply voltage	current	current	current
110 Vac, 50-60 Hz	460 mA	730 mA	-
230 Vac, 50-60 Hz	260 mA	400 mA	700 mA
110 Vdc	460 mA	730 mA	-
230 Vdc	260 mA	400 mA	-

Installation instructions

For Flood Light Type IQL .. FL provided with a terminal box, the cable entry device shall be certified in type of explosion protection increased safety "e" providing a degree of protection of at least IP64 according to EN 60529, suitable for the conditions of use and correctly installed.

The Flood Light Type IQL .. FL must be protected by either a cartridge fuse or an automatic fuse in accordance with the installation instructions provided by the manufacturer.

For connection of an external earthing or bonding conductor a cable lug shall be used. The conductor shall be mounted so that it is secured against loosening and twisting.

Routine tests

After encapsulation, Flood Light Type IQL .. FL shall be subjected to the following routine tests as described in clause 9 of EN 60079-18 : 2004.

Visual check

The encapsulation shall have no visible defects, such as cracks in the sealing material, exposure of the encapsulated parts, flaking, impermissible shrinkage, discoloration, swelling, decomposition or softening.

Electrical strength test

The electrical strength test shall be carried out between the supply terminals or the supply cable and the ground terminal with a test voltage of 1520 Vac or 2100 Vdc, during 1 minute.

AMENDMENT 2

to EC-Type Examination Certificate KEMA 02ATEX1257 X

Report

KEMA No. 275869.

Special conditions for safe use

If applicable, the free end of the permanently connected unterminated power cable shall be connected by using a suitable certified junction box. For use in the presence of combustible dust, the junction box shall have a degree of protection IP6X according to EN 60529.

Essential Health and Safety Requirements

Compliance with the Essential Health and Safety Requirements of Flood Light Type IQL .. FL has been assured by compliance with:

EN 60079-0 : 2004

EN 60079-7 : 2003

EN 60079-18 : 2004

EN 50281-1-1 : 1998 + A1

Test documentation

1. EC-Type Examination certificate KEMA 04ATEX2070


dated

2. Description: Instructie 04.1 rev. 1 (2 pages)	10.02.2006
3. Drawing no. IQL FL BRACKET, rev. A	19.03.2004
IQL FL LID, rev. B	22.11.2005
IQL FL LID GLAND, rev. B	22.11.2005
IQL FL LID JB, rev. B	22.11.2005
IQL FL T4 SEALING, rev. A	19.03.2004
IQL FL 008116 GLAND, rev. A	19.03.2004
IQL FL 008116 TERMINAL 1PH, rev. A	19.03.2004
IQL FL 008116 TERMINAL 3PH, rev. A	19.03.2004
IQL FL 012129 GLAND, rev. A	19.03.2004
IQL FL 012129 TERMINAL 1PH, rev. A	19.03.2004
IQL FL 012129 TERMINAL 3PH, rev. B	19.03.2004
IQL55 FL LABEL MARKING, rev. B	18.05.2005
IQL55 FL WITH GLAND, rev. A	19.03.2004
IQL55 FL WITH 008116, rev. B	18.05.2005
IQL55 FL WITH 012129, rev. B	18.05.2005
IQL55 85 FL COMPOUND, rev. D	22.11.2005
IQL55 85 FL COMPOUND PR, rev. B	18.05.2005
IQL55 85 FL GLASS, rev. A	19.03.2004
IQL55 85 FL HEAT SINK, rev. A	19.03.2004
IQL55 85 FL HOUSING, rev. B	22.11.2005
IQL55 85 FL REFLECTOR, rev. A	19.03.2004
IQL55 85 FL SEALING, rev. B	18.05.2005
IQL55 85 FL WIRING GLAND, rev. B	18.05.2005
IQL55 85 FL WIRING 008116, rev. B	18.05.2005
IQL55 85 FL WIRING 012129, rev. B	18.05.2005
IQL55 85 165 FL EXT EARTH rev. A	19.03.2004
IQL55 85 165 FL PASSING, rev. C	22.11.2005
IQL55 85 165 FL PASSING PR, rev. A	19.03.2004

AMENDMENT 2**to EC-Type Examination Certificate KEMA 02ATEX1257 X**

	<u>dated</u>
Drawing no. IQL85 FL LABEL MARKING, rev. B	18.05.2005
IQL85 FL WITH GLAND, rev. A	19.03.2004
IQL85 FL WITH 008116, rev. B	18.05.2005
IQL85 FL WITH 012129, rev. B	18.05.2005
IQL165 FL COMPOUND, rev. D	22.11.2005
IQL165 FL COMPOUND PR, rev. B	18.05.2005
IQL165 FL GLASS, rev. A	19.03.2004
IQL165 FL HEATSINK, rev. A	19.03.2004
IQL165 FL HOUSING, rev. B	22.11.2005
IQL165 FL LABEL MARKING, rev. C	22.11.2005
IQL165 FL LAMP SUPPORT, rev. B	23.11.2004
IQL165 FL REFLECTOR, rev. B	23.11.2004
IQL165 FL SEALING, rev. B	18.05.2005
IQL165 FL SUPPORT, rev. A	19.03.2004
IQL165 FL WIRING GLAND, rev. A	19.03.2004
IQL165 FL WIRING 008116, rev. A	19.03.2004
IQL165 FL WIRING 012129, rev. A	19.03.2004
IQL165 FL WITH GLAND, rev. A	19.03.2004
IQL165 FL WITH 008116, rev. B	18.05.2005
IQL165 FL WITH 012129, rev. B	18.05.2005

Arnhem, 24 February 2006
KEMA Quality B.V.



C.G. van Es
Certification Manager